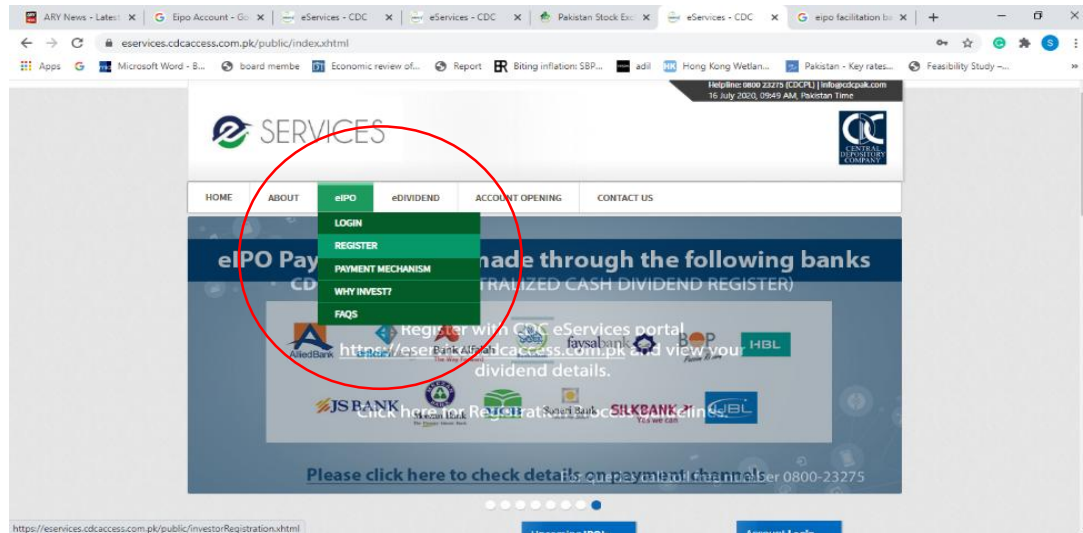


Step 1: Please access the e-CDC website by clicking on the following link:

<https://eservices.cdcaccess.com.pk/public/index.xhtml>

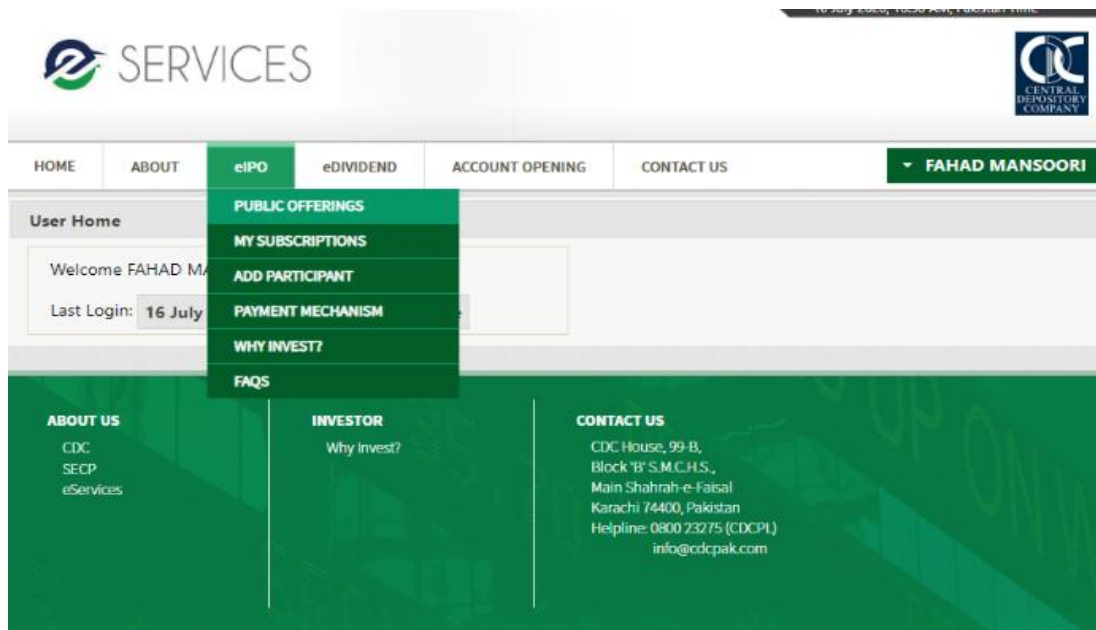
Step 2: After accessing e-CDC website, click on eIPO tab on the top of your screen and click register for creating your eCDC account



Step 3: Fill out the eServices Investor Registration form and click on Generate OTP (One Time Password) after accepting the terms and conditions. An OTP will be sent on your cell phone number registered with eCDC. Enter that OTP on you registration form and click submit

HOME	ABOUT	eIPO	eDIVIDEND	ACCOUNT OPENING	CONTACT US
eServices Investor Registration Form					
Individual / Corporate : *		<input checked="" type="radio"/> INDIVIDUAL <input type="radio"/> CORPORATE			
Salutation :	MR.	Full Name : *			
Father's/Husband's Name : *		Resident Status : *	RESIDENT		
CNIC/NICOP (will be your User Id) : *		Passport/POC # :			
Email Address : *		Mobile Number : *			
Enter Password *	*****	Retype Password *	*****		
<input checked="" type="checkbox"/> I have read, understood and agreed to CDC Disclaimers , Terms & Conditions and Undertakings & Declarations .					
One Time Passcode					
Enter OTP: *	OTP	<input type="button" value="Generate OTP"/>			
<input type="button" value="Submit"/> <input type="button" value="Cancel"/>					

Step 4: After creating your account on eCDC website, login to your account as per your credentials. On the top of your screen select eIPO and click on Public Offering



Step 5: Find TPL Trakker on the top of the public offering list and click on Subscribe

Helpline: 0800 23275 (CDCPL) | info@cdcpak.com
16 July 2020, 10:31 AM, Pakistan Time

SERVICES

HOME ABOUT eIPO eDIVIDEND ACCOUNT OPENING CONTACT US

List Of Public Offering(s)

(1 of 2) 1 2 10

Subscription Start Date	Subscription End Date	Issue Number	ISIN Number	Offer Type	Security Name	Who Can Apply	Subscribe
14-Jul-2020	16-Jul-2020	2020-2	PK0115801018	New Offer	THE ORGANIC MEAT COMPANY LIMITED	Non-Resident/Resident	✓ Subscribe
20-Apr-2020	21-Apr-2020	2020-1	PK0084804019	New Offer	BANKISLAMI EHAD SUKUK	Non-Resident/Resident	✓ Subscribe
21-Mar-2019	22-Mar-2019	2019-2	PK0114501015	New Offer	INTERLOOP LIMITED	Non-Resident/Resident	✓ Subscribe

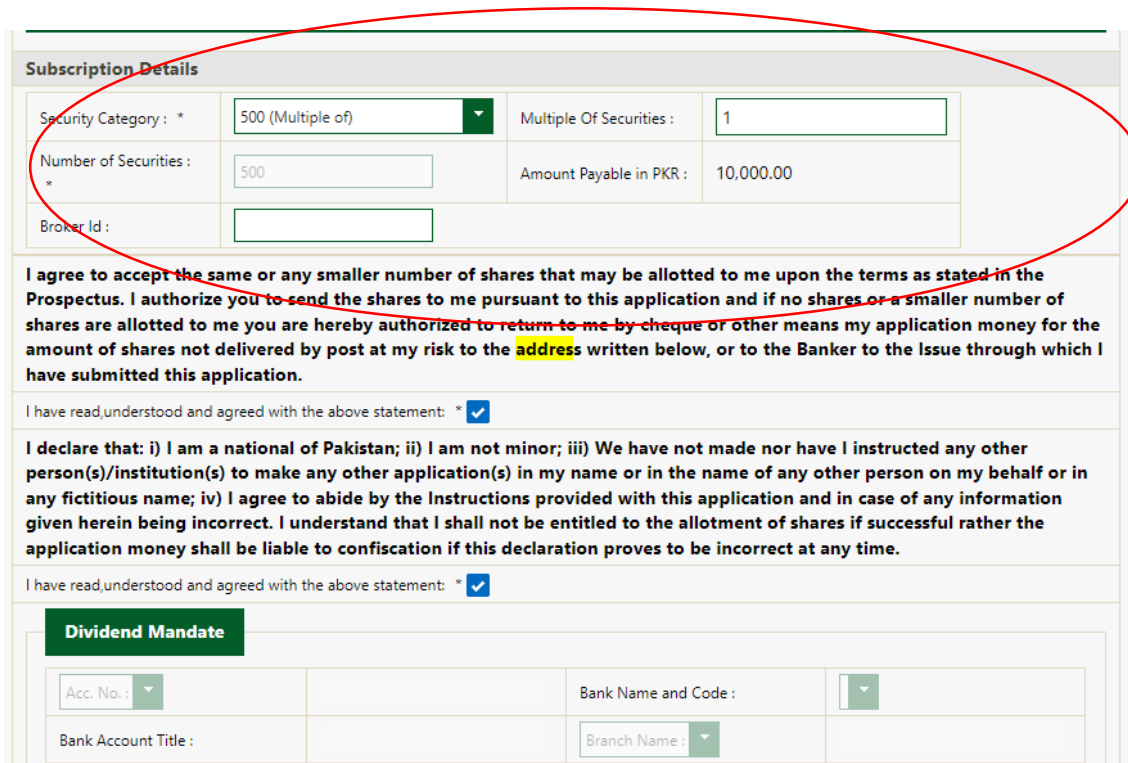
Step 6: After clicking on Subscribe button, Find account details section on the window. If you don't have a CDC account, select IPO facilitation account. Also fill out any remaining personal information, if missing.

After that find subscription detail section on the bottom of your window. Please select number of securities that you intend to purchase.

Note: In this IPO the shares applied for can only be in the bundle of 500 shares or multiples of it.

For example: if you want to purchase 500 shares select "500 (Single)" and if you want to purchase 1,000 or 1,500 shares, select "500 (Multiple of)" and mention x2 or x3, respectively in the "Multiple Of Securities" box.

After confirming all the information and accepting terms and condition, click on save button. A subscription ID will be sent on your cell number and registered email address.



The screenshot shows a web form titled "Subscription Details". A red circle highlights the top section of the form, which includes the following fields:

Security Category : *	500 (Multiple of) ▼	Multiple Of Securities :	1
Number of Securities : *	500	Amount Payable in PKR :	10,000.00
Broker Id :			

Below the highlighted section, there is a paragraph of text: "I agree to accept the same or any smaller number of shares that may be allotted to me upon the terms as stated in the Prospectus. I authorize you to send the shares to me pursuant to this application and if no shares or a smaller number of shares are allotted to me you are hereby authorized to return to me by cheque or other means my application money for the amount of shares not delivered by post at my risk to the address written below, or to the Banker to the Issue through which I have submitted this application." This paragraph is crossed out with a red line.

Below the paragraph, there are two checkboxes, both of which are checked:

I have read, understood and agreed with the above statement: * ☒

I declare that: i) I am a national of Pakistan; ii) I am not minor; iii) We have not made nor have I instructed any other person(s)/institution(s) to make any other application(s) in my name or in the name of any other person on my behalf or in any fictitious name; iv) I agree to abide by the Instructions provided with this application and in case of any information given herein being incorrect. I understand that I shall not be entitled to the allotment of shares if successful rather the application money shall be liable to confiscation if this declaration proves to be incorrect at any time.

I have read, understood and agreed with the above statement: * ☒

Below the checkboxes, there is a section titled "Dividend Mandate" with a green header. This section contains the following fields:

Acc. No. : ▼		Bank Name and Code :	▼
Bank Account Title :		Branch Name : ▼	

Step 7: If you have account in one of the banks that provides eIPO services, please login to their online banking Platform. As an example we will be taking JS Bank– List of bank offering e-IPO services are mentioned at the bottom of the document

Log on to your online **JS Bank account**. After logging in click on the Bill Payment on the left side of your window and select Bill Registration.

jsbl.com/ebanking/welcomeToAmbit.do?prm=prm#

Logged in User : MUHAMMAD TAIMOUR ALI KHAN | Logout

JS BANK

INTERNET BANKING

Home

- My Accounts
- Pre_Paid Card
- Credit Cards
- My Funds Transfers
- Standing Instruction
- Bill Payment**
 - Bill Registration
 - Utility and Mobile Postpaid
 - Prepaid Top-up
- Instruments
- Offline Requests
- My Debit Cards
- My Options
- Internet Banking Security Options
- Services Subscription
- JS Investments

The selected service has been successfully unregistered.

Bill Payment Registration/Unregistration

All registered bills are given below, you can also register / unregister consumer number against your bill.

Service Type: *

Service: *

Consumer Number: *

Consumer Nick:

Mobile Token: *

[Generate Token](#)

[Register](#) [Reset](#)

Field(s) marked with * are mandatory

Registered Services

Service Type	Mobile Service Type	Service Name	Consumer Number	Consumer Nick	Unregister	Pay Now
ELECTRICITY		KESC	0400009820084	Our Bill	<input checked="" type="checkbox"/>	Pay Now

Step 8: After clicking on Bill Registration, select **1Bill** from Service Type box and select Invoice Payments from Services tab.

Bill Payment Registration/Unregistration

All registered bills are given below, you can also register / unregister consumer number against your bill.

Service Type: *

Service: *

Invoice Number: *

Consumer Nick:

Format: 1234567891234 Length min: 13 max: 24

Mobile Token: *

[Generate Token](#)

[Register](#) [Reset](#)

Step 9: First type **1000232** in the Customer Number box and then type your subscription ID in the same ,Customer Number Box, that was sent to you by CDC on your registered mobile number and Email Address – *Refer Step 6 for Subscription ID generation Process*. Also enter your name on the consumer nick tab.

Then click on Generate Token, another OTP will be sent on your JS Bank registered cell number. Enter that OTP in the Mobile Token tab and click on Register.

Bill Payment Registration/Unregistration

All registered bills are given below, you can also register / unregister consumer number against your bill.

Service Type: 1BILL * Service: INVOICE PAYMENTS *

Invoice Number: 100232 * Consumer Nick:

Format: 1234567891234 Length min: 13 max: 24

Mobile Token: *

[Generate Token](#)

[Register](#) [Reset](#)

Step 10: A new line item will added on the registered services section. Click on Pay Now and select your Account No and click on Submit.

Bill Payment Registration/Unregistration

All registered bills are given below, you can also register / unregister consumer number against your bill.

Account No/IBAN 0000-925669/PK30JSBL9006000000925669 * [Submit](#) [Cancel](#)

Registered Services

Service Type	Mobile Service Type	Service Name	Consumer Number	Consumer Nick	Unregister	Pay Now
1BILL		INVOICE PAYMENTS	1002322020227225	Arif Ali	X	Pay Now

Step 11:

After clicking Submit, confirm your Amount To Pay and click on Submit. You have successfully purchased TPL Trakker shares.

il.com/ebanking/welcomeToAmbit.do?prm=prm#

JS BANK

INTERNET BANKING

Home

Bill Payment Confirm

Service Type: CDC Service: EIPO

Billed Amount: 10000.00
Account Title:

Due Date: 16-Jul-2020
Amount To Pay: 10000.00
Transaction Fee: 0

Comment Box:

Confirm Cancel

Field(s) marked with * are mandatory

Note: Payment can be made by accessing following banking channels of the specified banks by entering Subscription ID sent on registered e-mail address and mobile number. The subscription ID is also available on the "My Subscription" in "Investor" tab.

Allied Bank Limited	Askari Bank Limited	Bank Alfalah
BankIslami Pakistan Limited	Faysal Bank Limited	Habib Bank Limited
JS Bank Limited	MCB Bank Limited	Meezan Bank Limited
Soneri Bank Limited	Silk Bank	United Bank Limited